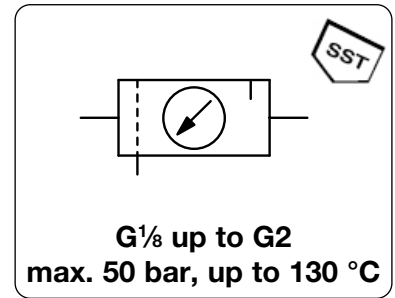


FRL SERVICE UNITS, 2-PART, COMPLETELY MADE OF STAINLESS STEEL, UP TO 50 BAR C3002

Description	FRL service unit completely made of stainless steel, very robust. Application examples are the chemistry, petroleum processing as well as food industry and medical technology.
Media	compressed air, gases or liquids
Supply pressure	max. 50 bar (without drain), optionally max. 30 bar (manual drain), max. 30 bar for C3002-01H
Adjustment	by hexagon socket screw Relieving function relieving, optionally non-relieving
Gauge port	G $\frac{1}{4}$ on both sides of the body, G $\frac{1}{8}$ at C3002-01, one screw plug supplied
Filter element	50 μ m, optionally 5 μ m, made of stainless steel Bowl stainless steel version without sight glass
Drainage	screw plug as standard, optionally manual drain (max. 30 bar) or automatic drain (max. 16 bar)
Temperature range	-20 °C to 80 °C / -4 °F to 176 °F for FKM or EPDM -20 °C to 130 °C / -4 °F to 266 °F for high temperature version, or low temperature version down to -40 °C / -40 °F
Material	Body / Bowl: stainless steel 316L, material no. 1.4404 Inner valve: stainless steel 316L / 1.4404 Diaphragm: NBR/Buna-N with PTFE coating, optionally EPDM or FKM O-rings: FKM, optionally EPDM



Dimensions			Combination existing of	Flow rate m ³ /h*1	l/min*1	Connection thread G	Order number
A	B	C					

FRL unit, 2-part			P ₁ : max. 50 bar, screw plug,	P ₂ : 0.5...8 bar, relieving,	50 μ m, with gauge	C3002	
90	155	85	B+L3000	17	280	G $\frac{1}{8}$	C3002-01H
138	246	124		48	800	G $\frac{1}{4}$	C3002-02
138	246	124		48	800	G $\frac{3}{8}$	C3002-03
168	255	128		180	3000	G $\frac{1}{2}$	C3002-04
289	304	168		360	6000	G $\frac{3}{4}$	C3002-06
289	304	168		360	6000	G1	C3002-08
393	304	168		360	6000	G1 $\frac{1}{4}$	C3002-10
393	304	168		360	6000	G1 $\frac{1}{2}$	C3002-1A
362	482	213		1200	20000	G1 $\frac{1}{2}$	C3002-12
362	482	213		1200	20000	G2	C3002-16



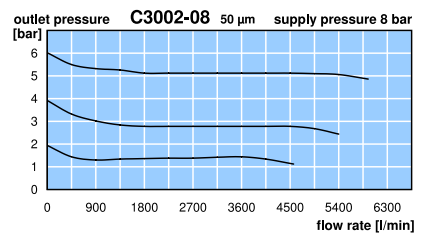
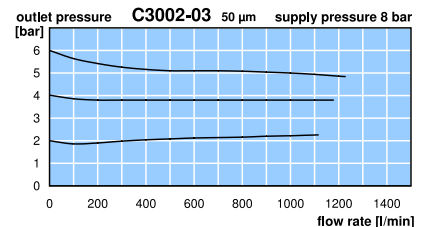
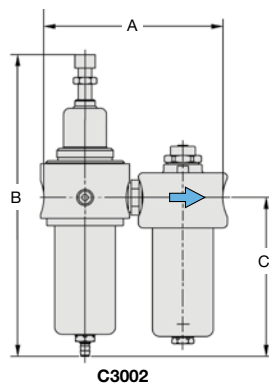
Special options, add the appropriate letter

5 μ m filter element		C3002-..G
NPT connection thread	for G $\frac{1}{4}$ to G2	C3002-..N
pressure range 0.2... 3 bar		C3002-..B
pressure range 1 ...15 bar P ₁ max. 50 bar		C3002-..D
manual drain max. 30 bar		C3002-..H
automatic drain max. 16 bar	for G $\frac{1}{4}$ to G1	C3002-..R
down to -40 °C / -40 °F	low temperature version	C3002-..X51
up to 130 °C / 266 °F	high temperature version	C3002-..X54
EPDM-elastomer		C3002-..E
flange connection	see end of the chapter / flanges	C3002-..F.



Accessories, enclosed

mounting bracket	for G $\frac{1}{8}$	BW30-03S
mounting nut		M30x1,5S
mounting bracket	for G $\frac{1}{4}$, G $\frac{3}{8}$, G $\frac{3}{4}$ to G1 $\frac{1}{2}$ (1A)	BW45-03S
mounting nut		M45x1,5S
mounting bracket	for G $\frac{1}{2}$	BW50-01S
mounting nut		M50x1,5S
mounting bracket	for G1 $\frac{1}{2}$ (12) and G2	BW00-62S



*1 at 8 bar supply pressure, 6 bar outlet pressure and 1 bar pressure drop

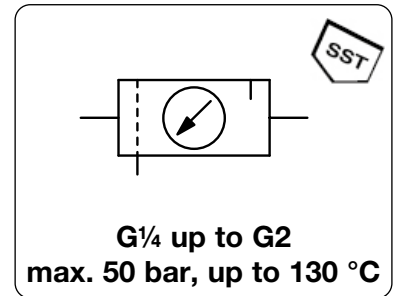
Further details: see chapter for single devices
Spare parts: see separate spare parts list

PDF CAD
www.aircom.net

Order example:
C3002-01H

FRL SERVICE UNITS, 3-PART, COMPLETELY MADE OF STAINLESS STEEL, UP TO 50 BAR C3003

Description	FRL service unit completely made of stainless steel, very robust. Application examples are the chemistry, petroleum processing as well as food industry and medical technology.
Media	compressed air, gases or liquids
Supply pressure	max. 30 bar, optionally max. 50 bar (for pressure range up to 15 bar)
Adjustment	by hexagon socket screw Relieving function relieving, optionally non-relieving
Gauge port	G $\frac{1}{4}$ on both sides of the body, one screw plug supplied
Filter element	50 μ m, optionally 5 μ m, made of stainless steel Bowl stainless steel version without sight glass
Drainage	screw plug as standard, optionally manual drain (max. 30 bar) or automatic drain (max. 16 bar)
Temperature range	-20 °C to 80 °C / -4 °F to 176 °F for FKM or EPDM -20 °C to 130 °C / -4 °F to 266 °F for high temperature version, or low temperature version down to -40 °C / -40 °F
Material	Body / Bowl: stainless steel 316L, material no. 1.4404 Inner valve: stainless steel 316L / 1.4404 Diaphragm: NBR/Buna-N with PTFE coating, optionally EPDM or FKM O-rings: FKM, optionally EPDM



Dimensions			Combination existing of	Flow rate m ³ /h*1	l/min*1	Connection thread G	Order number
A	B	C					

FRL unit, 3-part				P ₁ : max. 50 bar, screw plug,	P ₂ : 0.5...8 bar, relieving,	50 μ m, with gauge	C3003
212	168	130	F+R+L3000	42	700	G $\frac{1}{4}$	C3003-02
257	167	130		132	2200	G $\frac{1}{2}$	C3003-04
427	219	168		231	3850	G $\frac{3}{4}$	C3003-06
455	286	226		432	7200	G1	C3003-08
531	286	226		432	7200	G1 $\frac{1}{4}$	C3003-10
531	286	226		432	7200	G1 $\frac{1}{2}$	C3003-1A
553	390	262		720	12000	G1 $\frac{1}{2}$	C3003-12
553	390	262		780	13000	G2	C3003-16



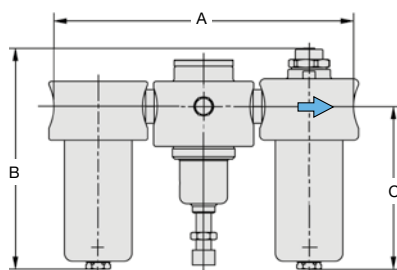
C3003-04

Special options, add the appropriate letter

5 μm filter element		for G $\frac{1}{4}$ and G $\frac{1}{2}$	C3003-..G
		for G $\frac{3}{4}$ to G1 $\frac{1}{2}$ (1A)	C3003-..G
		for G1 $\frac{1}{2}$ (12) and G2	C3003-..G
NPT connection thread		for G $\frac{1}{4}$ to G2	C3003-..N
pressure range 0.2... 3 bar			C3003-..B
pressure range 1 ...15 bar	P ₁ max. 50 bar		C3003-..D
manual drain	max. 30 bar		C3003-..H
automatic drain	max. 16 bar	for G $\frac{1}{4}$ to G1	C3003-..R
down to -40 °C / -40 °F	low temperature version		C3003-..X51
up to 130 °C / 266 °F	high temperature version		C3003-..X54
EPDM-elastomer			C3003-..E
flange connection	see end of the chapter / flanges		C3003-..F.

Accessories, enclosed

mounting bracket	for G $\frac{1}{4}$	BW45-03S
mounting nut		M45x1,5S
mounting bracket	for G $\frac{1}{2}$	BW50-01S
mounting nut		M50x1,5S
mounting bracket	for G $\frac{3}{4}$ to G1 $\frac{1}{2}$ (1A)	BW00-59S
mounting bracket	for G1 $\frac{1}{2}$ (12) and G2	BW00-62S



C3003

*1 at 8 bar supply pressure, 6 bar outlet pressure and 1 bar pressure drop

Further details: see chapter for single devices
Spare parts: see separate spare parts list

PDF CAD
www.aircom.net



Order example:
C3003-02

